



US00D501222S

(12) **United States Design Patent** (10) **Patent No.:** **US D501,222 S**
De Giusti et al. (45) **Date of Patent:** **** Jan. 25, 2005**

(54) **WRITING INSTRUMENT**

FOREIGN PATENT DOCUMENTS

(75) Inventors: **Paolo De Giusti**, Olevano Romano (IT); **Michael Kent**, Cheshire, CT (US); **Ottorino Piccinato**, Milan (IT)

JP 2000-071674 3/2000
JP 2003-285589 10/2003

OTHER PUBLICATIONS

(73) Assignee: **Societe BIC** (FR)

Printout from www.papermate.com viewed on Apr. 21, 2004; ASPIRE ballpoint pen in use since circa Apr. 2003, according to Papermate customer service (1-800-323-0749).

(**) Term: **14 Years**

* cited by examiner

(21) Appl. No.: **29/193,909**

Primary Examiner—Martie K. Holtje
(74) *Attorney, Agent, or Firm*—Jones Day

(22) Filed: **Nov. 14, 2003**

(51) **LOC (7) Cl.** **19-06**

(52) **U.S. Cl.** **D19/50; D19/55; D19/56**

(58) **Field of Search** D19/35, 36, 41-51, D19/53-58, 81-85; 401/6, 7, 88, 99, 100-103, 104-106, 107-117, 209; 24/10 R, 11 R, 11 P, 11 PP, 11 F, 11 M

(57) **CLAIM**

The ornamental design for a writing instrument, as shown and described.

(56) **References Cited**

DESCRIPTION

U.S. PATENT DOCUMENTS

D395,448 S * 6/1998 Chevalier D19/51
D443,642 S 6/2001 Tsuchikura D19/36
D453,187 S * 1/2002 Keda D19/48
D453,790 S * 2/2002 Tsuchikura D19/36
D463,821 S * 10/2002 Nishida D19/47
D472,928 S * 4/2003 Ikeda D19/51
D474,238 S * 5/2003 Andrews et al. D19/43
D480,756 S * 10/2003 Hwang D19/48
D482,067 S * 11/2003 Yang D19/50
D487,113 S * 2/2004 Kent D19/43
D489,087 S * 4/2004 Kent D19/43

FIG. 1 is a front, right perspective view of an ornamental design for a writing instrument according to the present invention with the barrel illustrated in broken lines;

FIG. 2 is a front elevational view thereof;

FIG. 3 is a back elevational view thereof;

FIG. 4 is a left side elevational view thereof;

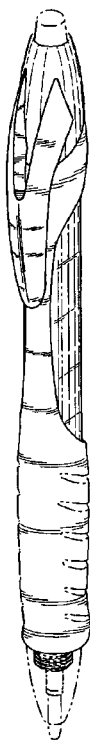
FIG. 5 is a right side elevational view thereof;

FIG. 6 is a top end view thereof; and,

FIG. 7 is a bottom end view thereof.

All portions shown in broken lines are environmental and illustrative only and form no part of the claimed design.

1 Claim, 6 Drawing Sheets



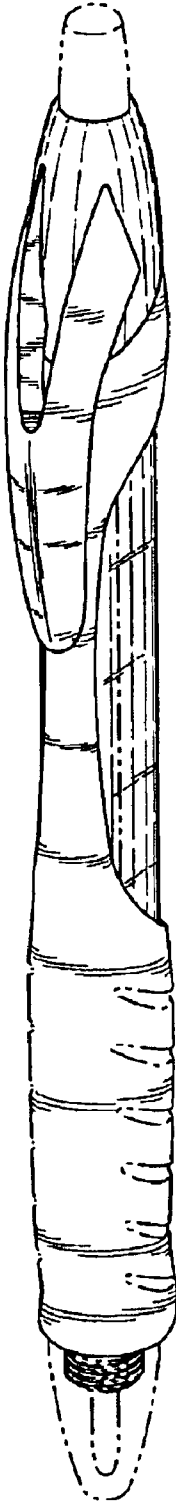


Fig. 1

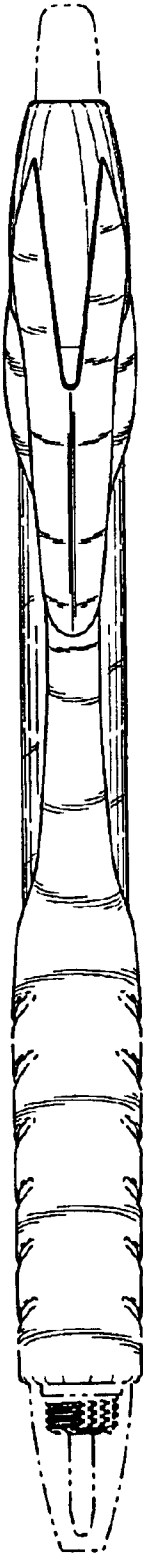


Fig. 2

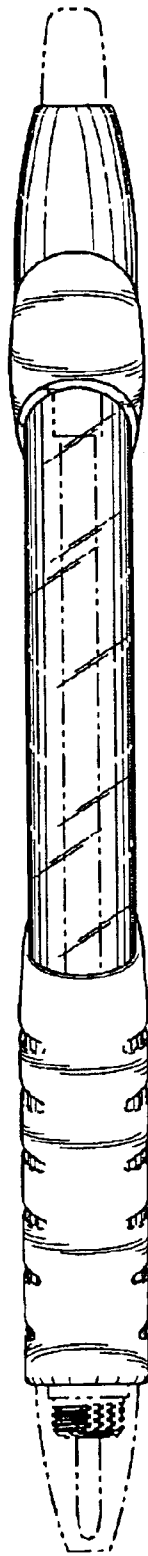


Fig. 3

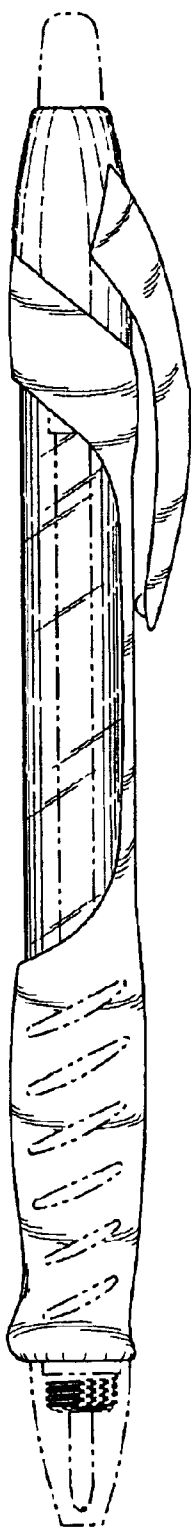


Fig. 4

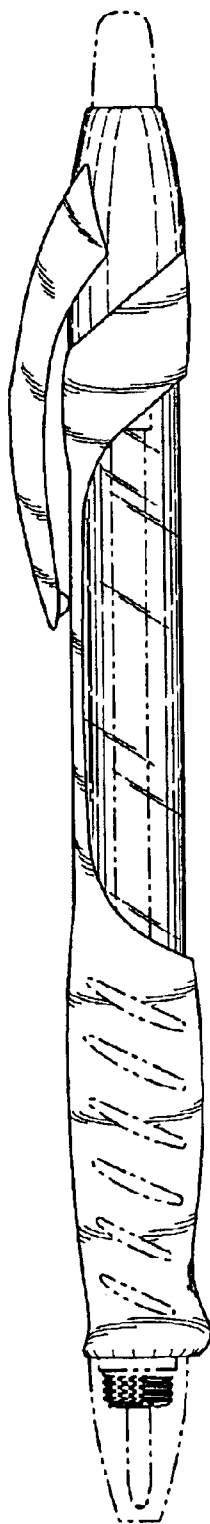


Fig. 5

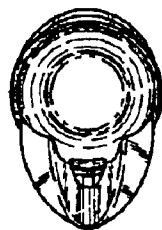


Fig. 6

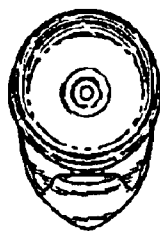


Fig. 7